


# WIV Series

## Wire Wound Inductor

### Size 3225



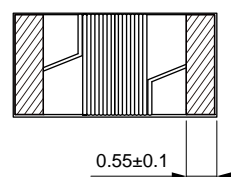
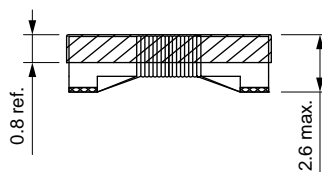
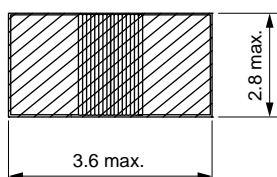
#### FEATURES

- 
- 
- 
- 
- 
- and RoHS compliant
- 
- °C (Including self - temperature rise)
- 

#### APPLICATION

- Filtering of supply voltages, coupling, decoupling
- 
- 
- 

#### Dimensions: [mm]



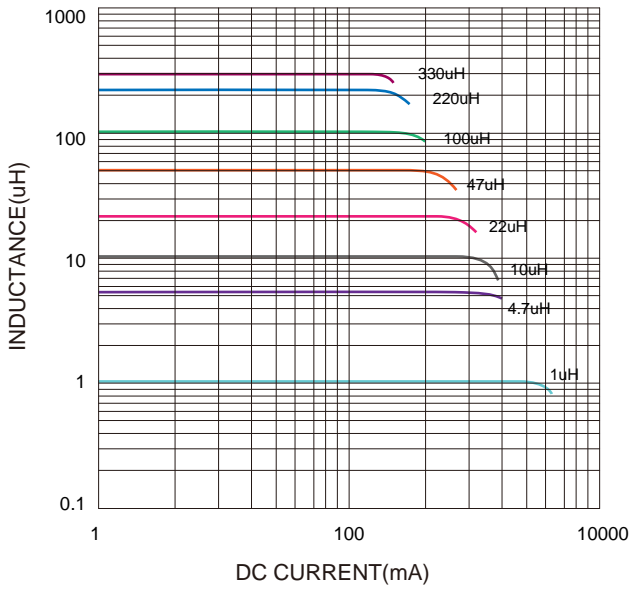
#### Electrical Properties:

Part No	Inductance (µH)	Tolerance	Test Frequency (Hz)	Q Min.	Test Frequency Q (MHz)	Temperature Rise Current Max. (mA)	DC Resistance Max. ( )	SRF Min. (MHz)
WIV3225-1R0K	1.0	±10%	0.5V/7.96M	10	7.96	1200	0.12	290
WIV3225-1R5K	1.5	±10%	0.5V/7.96M	10	7.96	1000	0.13	260
WIV3225-2R2K	2.2	±10%	0.5V/7.96M	10	7.96	880	0.17	190
WIV3225-3R3K	3.3	±10%	0.5V/7.96M	10	7.96	775	0.22	64
WIV3225-4R7K	4.7	±10%	0.5V/7.96M	10	7.96	710	0.26	54
WIV3225-6R8K	6.8	±10%	0.5V/7.96M	10	7.96	660	0.30	34
WIV3225-100K	10	±10%	0.5V/2.52M	10	2.52	570	0.39	25
WIV3225-150K	15	±10%	0.5V/2.52M	10	2.52	440	0.66	17
WIV3225-220K	22	±10%	0.5V/2.52M	10	2.52	400	0.82	16
WIV3225-330K	33	±10%	0.5V/2.52M	10	2.52	285	1.50	12
WIV3225-390K	39	±10%	0.5V/2.52M	10	2.52	270	1.66	12
WIV3225-470K	47	±10%	0.5V/2.52M	10	2.52	260	1.90	10
WIV3225-680K	68	±10%	0.5V/2.52M	10	2.52	235	2.29	9.0

Part No	Inductance (uH)	Tolerance	Test Frequency (Hz)	Q Min.	Test Frequency Q (MHz)	Temperature Rise Current Max. (mA)	DC Resistance Max. ( )	SRF Min. (MHz)
WIV3225-101K	100	±10%	0.5V/1M	10	1.00	190	3.48	7.0
WIV3225-151K	150	±10%	0.5V/1M	10	1.00	140	6.55	5.0
WIV3225-221K	220	±10%	0.5V/1M	10	1.00	115	8.23	4.0
WIV3225-331K	330	±10%	0.5V/1M	10	1.00	98	13.7	2.8
WIV3225-471K	470	±10%	0.5V/1M	10	1.00	86	18.1	2.6
WIV3225-681K	680	±10%	0.5V/1M	10	1.00	76	22.0	2.3

## Typical Electrical Characteristics:

Inductance VS. Frequency Characteristics:



Impedance VS. Frequency Characteristics:

