

SCM Series

SMD Common Mode Inductor

Size 4015



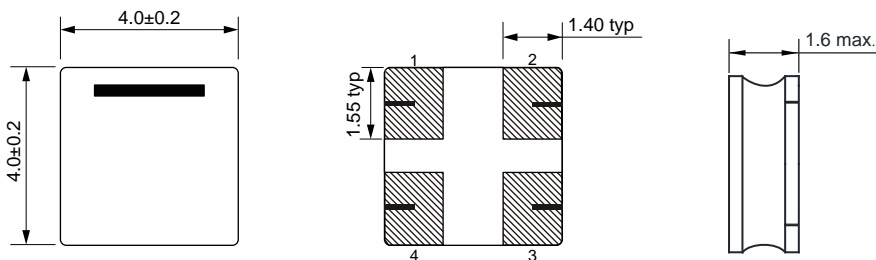
FEATURES

- Chip common mode filter for large current applications.
- Low profile design makes it optimal for surface mounting.
- Operating temperature -40~+125 °C.
- Quantity:2500pcs.

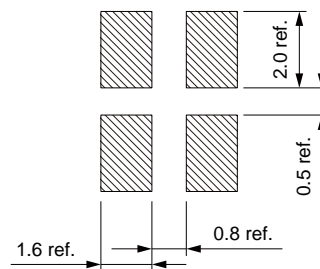
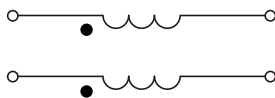
APPLICATIONS

- Countermeasure of Common mode noise in power lines for various devices.

Dimensions: [mm]



Schematic:



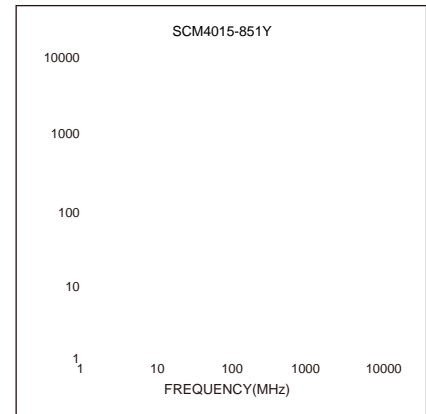
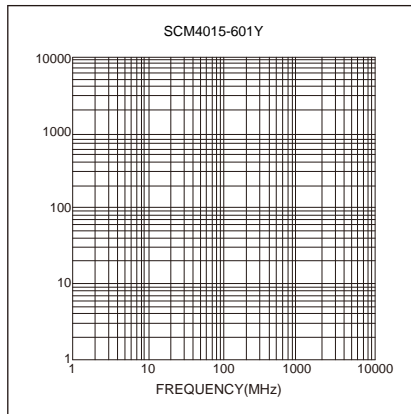
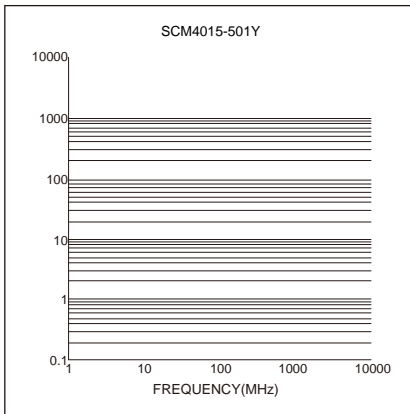
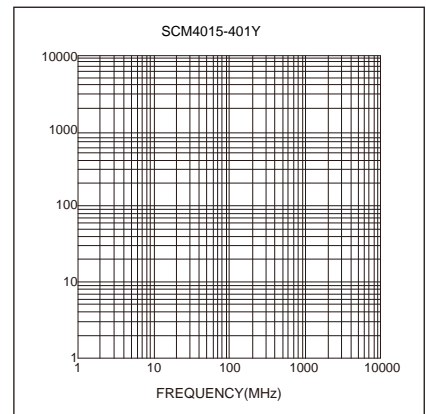
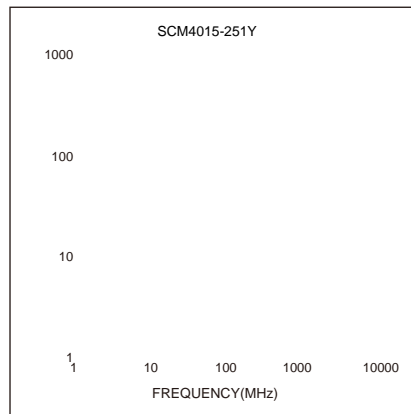
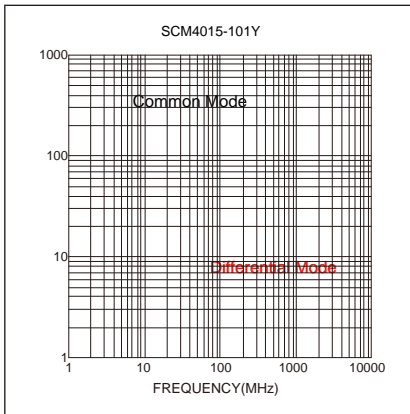
Electrical Properties:

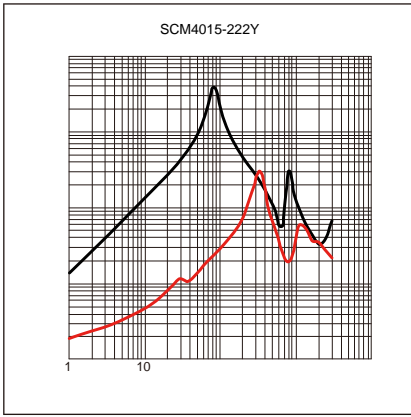
Part No	Impedance @ 10 MHz ±40% (Ω)	Impedance @ 100 MHz Typ. (Ω)	DC Resistance ±40% (Ω)	Rated Current Max. (A)	Rated Voltage Typ. (Vdc)	IR 50V/3S Min. (MΩ)	Withstand Voltage Typ. (Vdc)

Part No	Impedance @ 10 MHz ±40% (Ω)	Impedance @ 100 MHz Typ. (Ω)	DC Resistance ±40% (mΩ)	Rated Current Max. (A)	Rated Voltage Typ. (Vdc)	IR 50V/3S Min. (MΩ)	Withstand Voltage Typ. (Vdc)

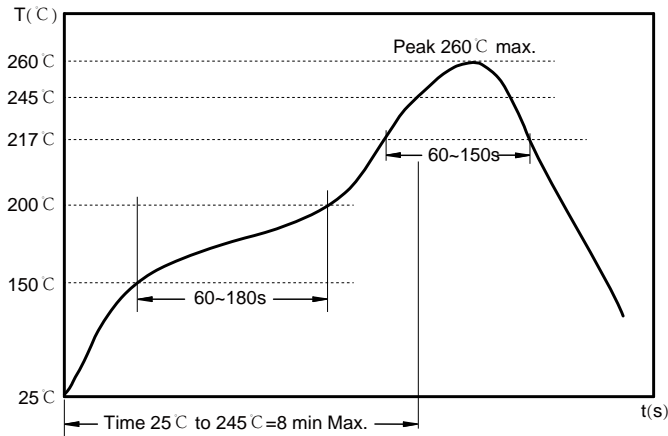
Rated Current: The actual value of DC current when the temperature rise is $\Delta T=40^{\circ}\text{C}$

Typical Electrical Characteristics:





Soldering Reflow:



Preheat condition: 150 ~200 °C / 60~180 sec.

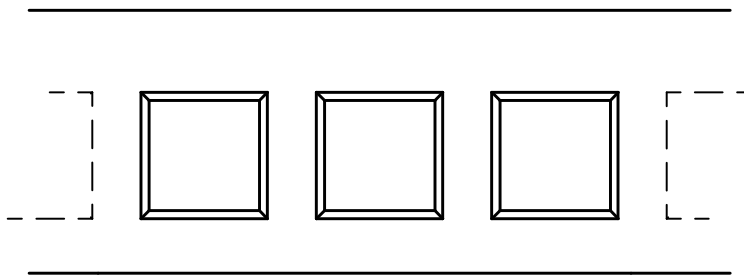
Allowed time above 217 °C: 60~150 sec.

Max temperature: 260 °C.

Max time at max temperature: 10 sec.

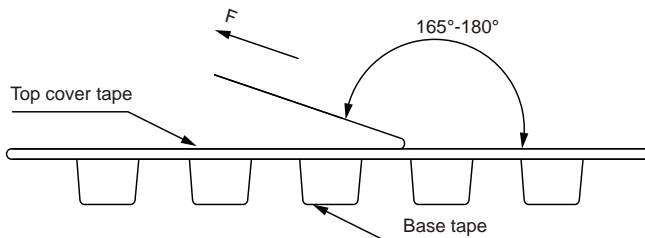
Packaging Information:

Tape Dimension :



Series	A0 (mm)	B0 (mm)	D (mm)	P0 (mm)	P1 (mm)	W (mm)	K0 (mm)	E (mm)	T (mm)
SCM4015	4.25±0.1	4.25±0.1	1.5±0.1	4.0±0.2	8.0±0.1	12.0±0.3	1.65±0.1	1.75±0.1	0.25±0.05

Peel force of top cover tape:

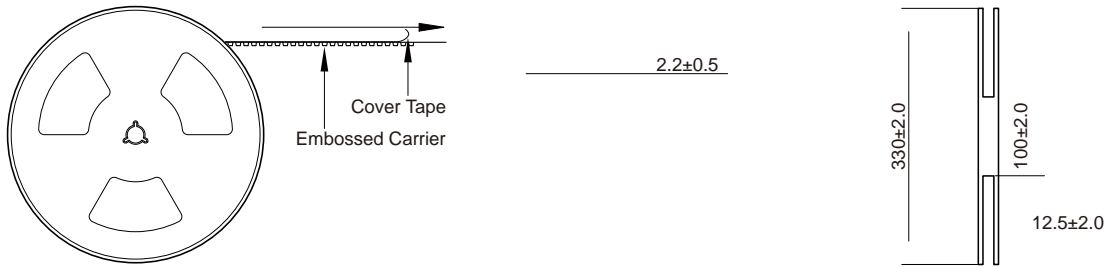


The peel force of top cover tape shall be between 0.1 to 1.17 N

Product Marking:

Marking	Black bars
---------	------------

Reel Dimension : [mm]



Packaging Quantity:

Cautions and Warnings:

Storage Conditions :

- The storage period is within 12 months after the completion of production. Be sure to follow the storage conditions (temperature: -5 to 35°C, humidity: 75% RH Max).If the storage period elapses, the soldering of the terminal electrodes may deteriorate.
- Product should not be exposed to environment with high temperature, high humidity, dust, corrosive gas and etc.
- Products should be handled with care to avoid damage or contamination from perspiration and skin oils.
- Please always handle products carefully to prevent any damage caused by dropping down or inappropriate removing.

Operation Instructions:

- Self heating (temperature increase) occurs when the power is turned ON, so the tolerance should be sufficient for the set thermal design.
- Before soldering, be sure to preheat components.The preheating temperature should be set so that the temperature difference between the solder temperature and chip temperature does not exceed 150°C.
- Soldering corrections after mounting should be within the range of the conditions determined in the specifications.If overheated, a short circuit, performance deterioration, or lifespan shortening may occur.
- Generally, Koher might not be familiar with either customer's specific application or actual requests as customer does.As a result customer shall be responsible for checking and confirming whether Koher product with the performance described in the product specification is suitable for using in customer's particular application or not.