


# MDTA Series

## SMD Low Profile High Current Molded Inductor

### Size 25201B



#### FEATURES

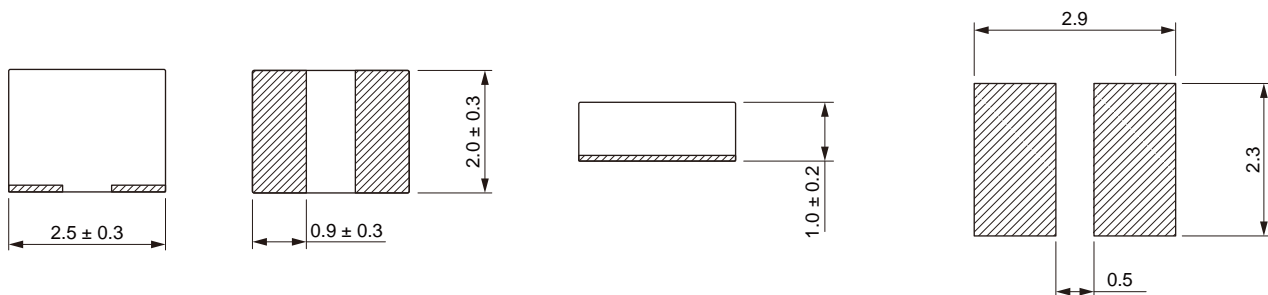
- High current, low DCR, high efficiency.
- Very low acoustic noise and very low leakage flux noise.
- AEC-Q200 qualified
- 100% Lead (Pb)-Free and RoHS compliant.
- Operating temperature: -55 to +155 °C (including self-temperature rise)
- Quantity: 3000PCS

#### APPLICATION

- ADAS
- Headlamps, tail lamps and interior lighting
- HVAC
- Doors, window lift and seat control
- Audio subsystem
- Digital instrument cluster
- In-Vehicle Infotainment and navigation

Dimensions: [mm]

Land Pattern: [mm]



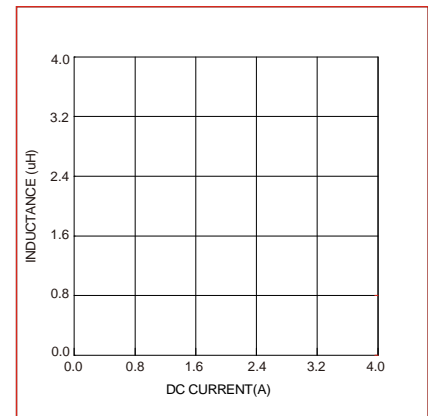
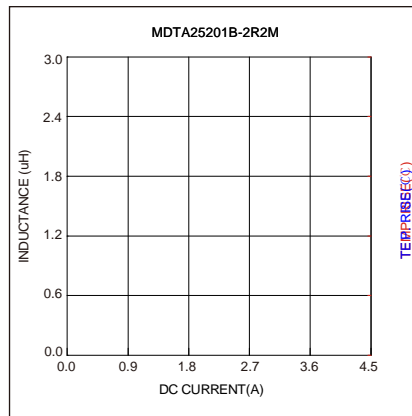
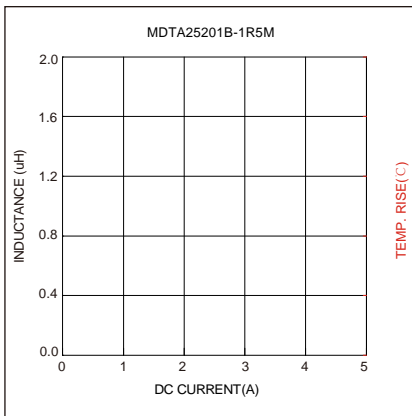
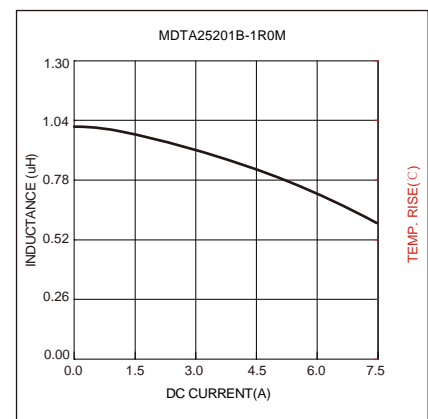
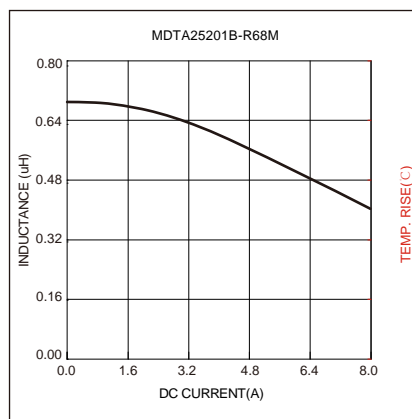
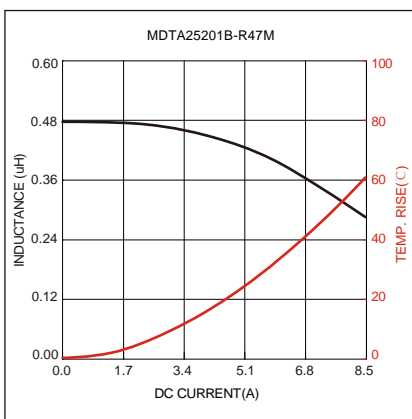
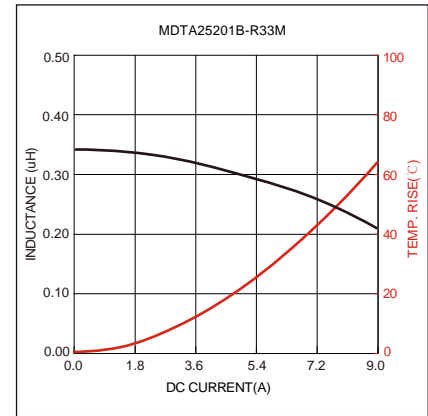
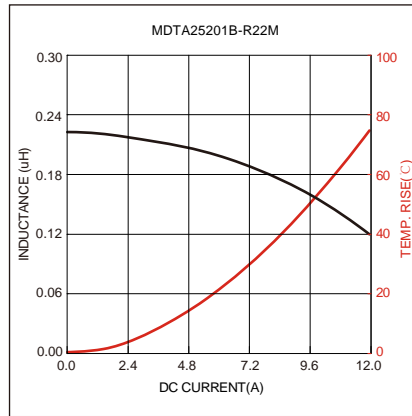
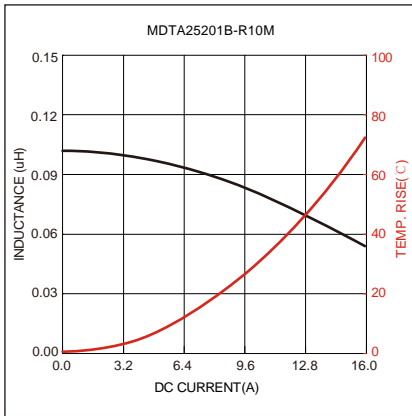
Electrical Properties:

Part No	Inductance @ 100KHz/1V	Tolerance	Temperature Rise Current Typ.	Temperature Rise Current Max.	Current Typ.	Current Max.	DC Resistance Typ.	DC Resistance Max.
MDTA25201B-R10M	0.10	±20%	12.0	8.0	12.0	10.0	4.0	7.0
MDTA25201B-R22M	0.22	±20%	8.2	7.6	9.6	9.0	9.0	10.8
MDTA25201B-R33M	0.33	±20%	7.0	6.4	8.0	7.5	10.0	12.0
MDTA25201B-R47M	0.47	±20%	6.7	6.0	7.4	6.8	16.0	20.0
MDTA25201B-R68M	0.68	±20%	6.1	5.5	6.5	6.0	19.0	23.0
MDTA25201B-1R0M	1.00	±20%	5.7	5.2	5.8	5.3	31.0	37.0
MDTA25201B-1R5M	1.50	±20%	4.6	4.2	4.7	4.4	27.0	32.0
MDTA25201B-2R2M	2.20	±20%	3.7	3.3	4.0	3.3	52.0	60.0
MDTA25201B-3R3M	3.30	±20%	2.8	2.5	3.0	2.7	80.0	97.0
MDTA25201B-4R7M	4.70	±20%	2.3	2.0	2.8	2.2	170.0	204.0
MDTA25201B-100M	10.0	±20%	1.2	1.05	1.6	1.45	330.0	400.0

Saturation Current will cause L to drop approximately 30%

Temperature Rise Current: The actual value of DC current when the temperature rise is  $\Delta T=40^{\circ}\text{C}$

# Typical Electrical Characteristics:

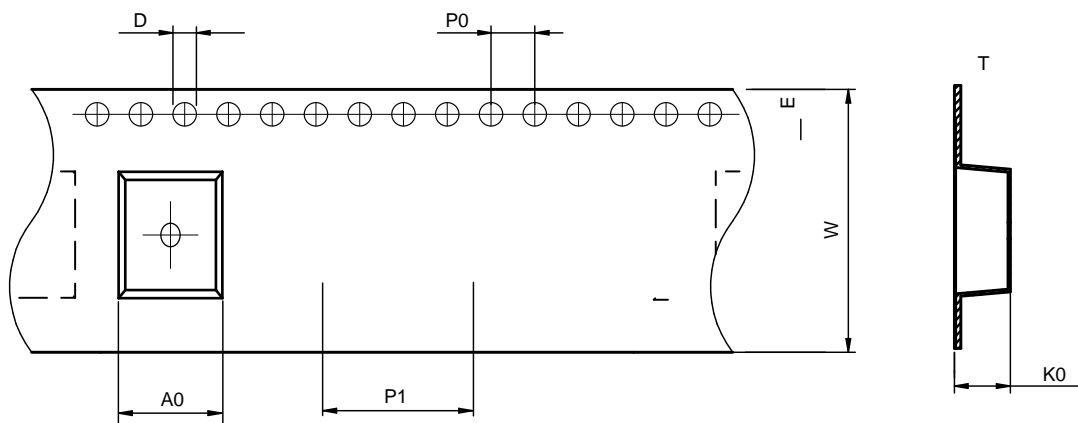


## Soldering Reflow:

Preheat condition: 150 ~200°C / 60~120 sec.

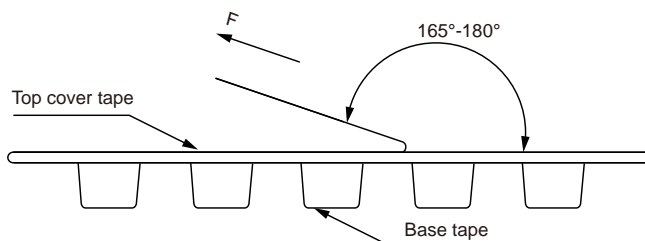
## Packaging Information:

### Tape Dimension:



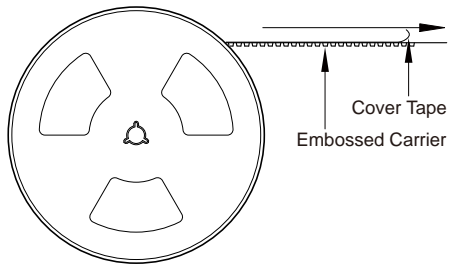
Series	$A_0$ (mm)	$B_0$ (mm)	$D$ (mm)	$P_0$ (mm)	$P_1$ (mm)	$W$ (mm)	$K_0$ (mm)	$E$ (mm)	$T$ (mm)
MDTA25201B	$2.4 \pm 0.1$	$2.9 \pm 0.1$	$1.5 \pm 0.1$	$4.0 \pm 0.1$	$4.0 \pm 0.1$	$8.0 \pm 0.1$	$1.4 \pm 0.1$	$1.75 \pm 0.1$	$0.25 \pm 0.05$

### Peel force of top cover tape:

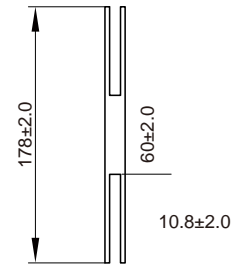


The peel force of top cover tape shall be between 0.1 to 0.98 N

Reel Dimension: [mm]



2.2±0.5



Packaging Quantity:

3000 Pcs/Reel