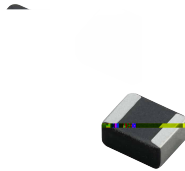


MDE Series
Molding Power Inductors
Size 201610S



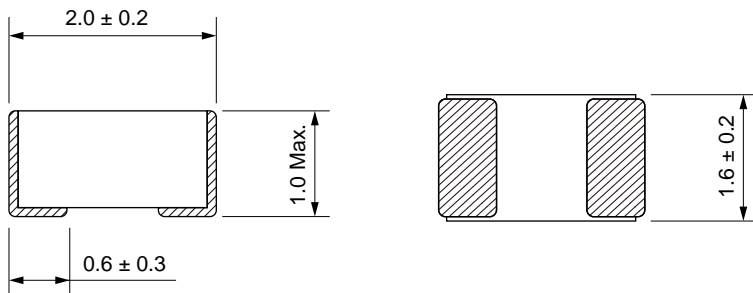
FEATURES

-
-
-
-
-
-

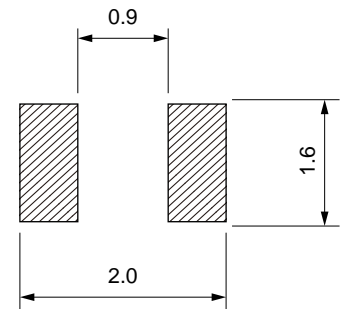
APPLICATION

-
-
-
-

Dimensions: [mm]



Land Pattern: [mm]



Electrical Properties:

Part No	Inductance @ 1MHz/1V (μH)	Tolerance	DC Resistance Typ. (m)	DC Resistance Max. (m)	Satura on Current Typ. (A)	Satura on Current Max. (A)	Temperature Rise Current Typ. (A)	Temperature Rise Current Max. (A)

