

# MDE Series

## Molding Power Inductors

### Size 1250



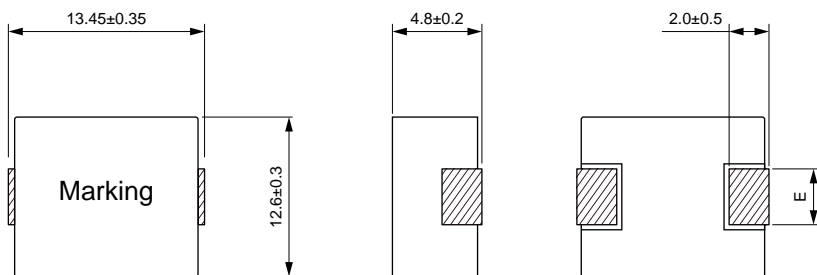
#### FEATURES

- ROHS, Halogen Free and REACH compliance
- High rated current
- 125 C
- Low core loss
- 
- 13.8×12.9×5.0mm maximum surface mount package
- 
- 

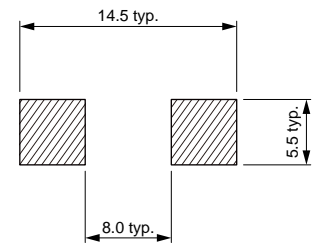
#### APPLICATION

- Laptops and PCs
- Switch and servers
- 
- DC/DC converters
- 
- SSD modules

#### Dimensions: [mm]



#### Land Pattern: [mm]



#### Electrical Properties:

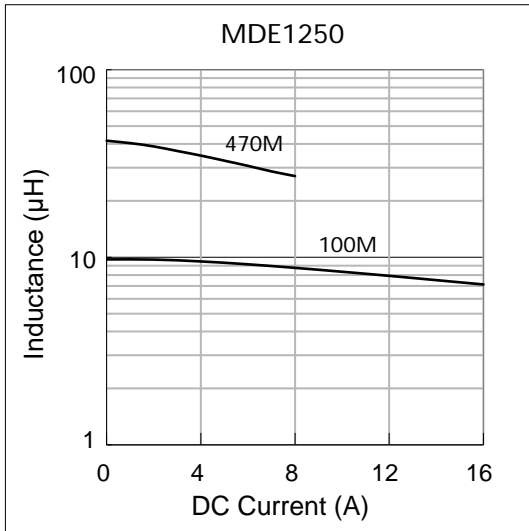
	( $\mu\text{H}$ )		( $\text{m}\Omega$ )	Saturation		
MDE1250-R22M	0.22	±20%	0.70	75.0	50.0	3.85±0.5
MDE1250-R36M	0.36	±20%	0.85	50.0	42.0	3.85±0.5
MDE1250-R50M	0.50	±20%	1.15	48.0	38.0	3.85±0.5
MDE1250-R68M	0.68	±20%	1.55	46.0	33.0	3.85±0.5
MDE1250-R82M	0.82	±20%	1.67	39.0	30.0	3.85±0.5
MDE1250-1R0M	1.00	±20%	2.20	35.0	26.0	3.85±0.5
MDE1250-1R5M	1.50	±20%	3.20	33.0	23.0	3.85±0.5
MDE1250-2R2M	2.20	±20%	5.00	24.0	15.0	3.85±0.5
MDE1250-3R3M	3.30	±20%	7.00	22.0	14.0	5.0±0.3
MDE1250-4R7M	4.70	±20%	9.00	20.0	13.0	5.0±0.3
MDE1250-6R8M	6.80	±20%	18.0	16.0	12.0	5.0±0.3
MDE1250-8R2M	8.20	±20%	20.0	13.0	9.50	5.0±0.3
MDE1250-100M	10.0	±20%	22.0	12.0	9.00	5.0±0.3
MDE1250-150M	15.0	±20%	30.0	10.0	8.00	5.0±0.3
MDE1250-220M	22.0	±20%	58.0	6.50	4.50	5.0±0.3
MDE1250-330M	33.0	±20%	84.0	6.00	3.50	5.0±0.3
MDE1250-470M	47.0	±20%	130	5.00	3.00	5.0±0.3

Saturation Current will cause L to drop approximately 30%

Temperature Rise Current: The actual value of DC current when the temperature rise is  $\Delta T=40^\circ\text{C}$

## Typical Electrical Characteristics:

### Inductance vs DC Current Characteristics:



### Temperature Rise vs DC Current Characteristics:

