


MDE Series

Molding Power Inductors

Size 0650



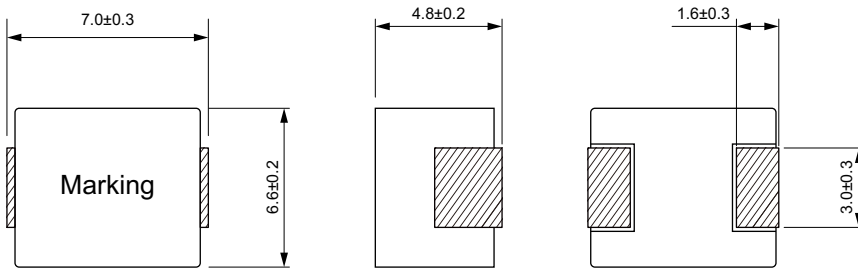
FEATURES

- High rated current
- Frequency up to 3 MHz
- 125 °C maximum total temperature operation
- Low core loss
- Ultra low buzz noise due to molding construction
- Halogen Free & ROHS compliant
- Operating temperature range - 55 °C to + 125 °C
- Quantity: 1000pcs

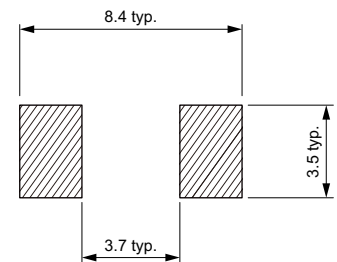
APPLICATION

- Laptops and PCs
- Switch and servers
- Base stations
- DC/DC converters
- Battery powered devices
- SSD modules

Dimensions: [mm]



Land Pattern: [mm]



Electrical Properties:

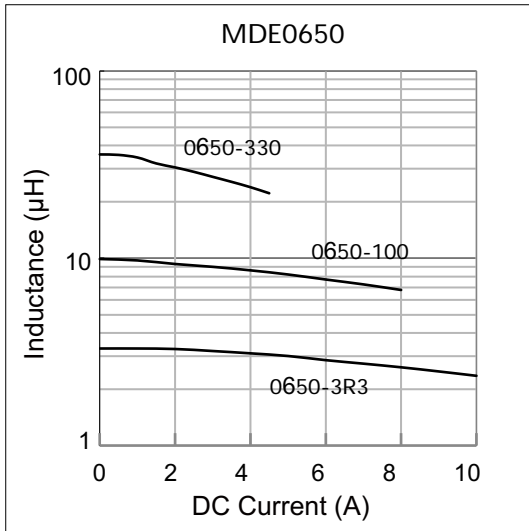
Part No	Inductance @ 100kHz/1V (μ H)	Tolerance	DC Resistance Max. (m Ω)	Saturation Current Typ. (A)	Temperature Rise Current Typ. (A)
MDE0650-R47M	0.47	±20%	3.90	21.0	20.0
MDE0650-R68M	0.68	±20%	4.50	18.0	16.5
MDE0650-1R0M	1.00	±20%	6.60	16.0	12.0
MDE0650-1R5M	1.50	±20%	10.0	13.0	9.50
MDE0650-2R2M	2.20	±20%	12.5	11.0	9.00
MDE0650-3R3M	3.30	±20%	22.0	10.0	8.50
MDE0650-4R7M	4.70	±20%	29.0	8.00	6.00
MDE0650-6R8M	6.80	±20%	41.0	6.30	5.80
MDE0650-8R2M	8.20	±20%	48.0	5.50	5.50
MDE0650-100M	10.0	±20%	60.0	5.30	4.50
MDE0650-150M	15.0	±20%	90.0	4.00	3.10
MDE0650-220M	22.0	±20%	140	3.50	2.60
MDE0650-330M	33.0	±20%	190	3.00	2.30
MDE0650-470M	47.0	±20%	230	2.60	2.00
MDE0650-680M	68.0	±20%	438	1.70	1.20

Saturation Current will cause L to drop approximately 30%

Temperature Rise Current: The actual value of DC current when the temperature rise is $\Delta T=40^{\circ}\text{C}$

Typical Electrical Characteristics:

Inductance vs DC Current Characteristics:



Temperature Rise vs DC Current Characteristics:

